

Ice Cores and Ice Ages: Greenlandic Climate Change Case Study



MØN

Core Course Week
DIS Copenhagen | Spring 2019



Name: _____

Core Course Week Objectives:

- Gain an understanding of Denmark's geological history and the signs of past climate change that are visible in the landscapes and sediments.
- Experience and observe the life, culture, and political environment of Denmark
- Engage in your personal learning process outside the classroom by actively participating and challenging your current ideas and assumptions.
- Get to know your fellow students and professors in an educational and social setting outside DIS.

Study Tour Leaders	<p>Trevor Popp <i>DIS Lecturer</i> Tlf. +45 2769 6749 Tlf. +45 3010 9264</p> <p>Sune Olander Rasmussen <i>DIS Lecturer</i> Tlf. +45 4140 6190</p>
DIS Office DIS Emergency Emergency Response	<p>+45 3311 0144 (8.30-16.30)</p> <p>+45 3067 1000 (24hrs)</p> <p>112</p> <p><i>If you officially disclosed an allergy and/or dietary restriction and/or have been granted reasonable accommodations on study tour based on a documented disability, this information has been shared with your tour leaders. However, it remains your responsibility to seek necessary medical care in advance of your study tour and manage your health while on tour.</i></p> <p><i>If you would like your leader to know more about your medical or disability history, it is up to you to disclose it to them. In addition, if you need reasonable assistance in managing a health condition while on tour (e.g. if you have seizures and want leaders to know how to act if one occurs on tour or have an epi pen you would like someone to locate for you should you have an allergic reaction, or similar), it is up to you to request such assistance directly from your fellow students/leaders. If you have questions or would like assistance in this process, please contact the Care Team at care@dis.dk.</i></p>

MONDAY, FEBRUARY 4

Explore Copenhagen on your own!

TUESDAY, FEBRUARY 5

9:00 –
13:00



Group Visit: Centre for Ice and Climate

Tagensvej 16
2200 København N

Room 0-0-08 on ground floor, left wing

Note that in Denmark, "stueetage" is the first floor going up from the entrance, and thus not necessarily on the ground.

13:00



Lunch on your own

13:00-
18:00



Rest of afternoon work on Proxy Presentations

Work in DIS Lounges or in classroom F24-203

18:30



Social Dinner
Riz Raz
Store Kannikestræde 19
Tel. +45 33323345

WEDNESDAY, FEBRUARY 6

8:50 -
12:00












Proxy Presentations






Centre for Ice and Climate
Tagensvej 16
2200 København N

Room 0-0-08 on ground floor, left wing











****Bring presentations on a computer or USB. You will not be able to rely on wifi****

THURSDAY, FEBRUARY 7









8:30		Meet in room F24-203 for brief introduction to the trip	
9:45		Meet tour leaders, classmates and bus at Frue Plads <i>Please remember to pack lunch packs!</i>	
10:00		Depart on bus for group visit	
11:45 - 13:45		Group Visit: K/T Boundary and Højerup Gl. Kirke Højerup Bygade 30 4660 Store Heddinge <i>You will have time to enjoy your lunch packs while at this group visit!</i>	
		Depart for Stevnnsfortet	
14:20-16:20		Guided Tour: Koldkrigsmuseum Stevnnsfortet Korsnæbsvej 60 4673 Rødvig Stevns Denmark Tel: +45 5650 2806	
		Depart for Stege	
		Possible Group Visit: Kong Asgers Høj <i>Weather and time permitting</i>	
Approx 18:30		Arrive & check in: Motel Stege Provstræde 4 4780 Stege Denmark Tel: +45 55 81 35 35	

		Time on own	
19:15		Meet in hotel lobby ready to depart	
		Walk to group dinner	
19:30		Group Dinner: Det Gamle Bryghus Søndersti 3 4780 Stege Tlf: +45 5581 2000	
		Rest of evening on own	

FRIDAY, FEBRUARY 8

8:00		Breakfast at hostel	
9:00		Meet in hostel lobby ready to depart	
		Depart from hostel by bus for morning excursion <i>Remember to dress warm as you will spend much of the day outside!</i>	
9:30-13:30		Group walk: Walk Jydelejet, Aborrebjerg along the beach at Store Klint	
		Depart for hostel	
14:00		Group buffet lunch at Motel Stege	
		Depart for group visit	
Approx. 15:00		Group Visit Tøvelde Kystklint	
		Meet at bus and return to Stege	
		Rest of evening, including dinner, on own	

SATURDAY, FEBRUARY 9

7:30		Breakfast at hostel <i>Return room keys, check out of hotel and load luggage on bus</i>	
8:30		Meet in hotel lobby ready to depart for group visit	
		Depart from hostel by bus for morning excursion	
9:00-11:30		Group walk: Western Møn Nature/Culture Tour <i>We will visit sites on Western Møn that illustrate eco-historical elements of the region's history in an attempt to uncover how the population has survived on local resources and benefited from climate change over historical time.</i> <i>Sites include the village of Fanefjord Church, Damme-Askeby, Præstebjerg gravel pit, the megalithic tomb Klekkende Høj, Fanefjord Forest, Hårbølle Harbour, and the flour mill of Bogø.</i>	
		Depart for lunch by bus	
12:00		Group Lunch: Babette Kildemarksvej 5 4760 Vordingborg Tel. +45 55 34 30 30	
		Meet back at bus and depart for Copenhagen	
15:30		Approximate arrival time in Copenhagen	

		<i>In order to constantly improve and enhance our Study Tours, please take a moment to fill out the Study Tour evaluation. You will be sent a link.</i>	
--	--	---	--

END OF STUDY TOUR

Ice Cores and Ice Ages: Greenlandic Climate Change Case Study

07-02-2019 - 09-02-2019

Total on tour: 22

Total students: 20

Total other: 2



Popp, Trevor James



Rasmussen, Sune Olander



Althouse, Raven Celeste
USA
Furman University



Brown, Laura Macalister
USA
Georgetown University




Clemens, Sonia Christine
DE
Furman University



Dritz, Sabine Jordan
USA
University of Michigan - LSA/CGIS



Farthing, Daniel Luke
USA
Cornell University



Gong, Yutao
CN
Duke University




Henson, Henry Churchill
USA
Saint Olaf College



Kotin, Sarah G
USA
Middlebury College



Madsen, Andrew Christian
USA
Wheaton College - Illinois



Manley III, Duncan Young
USA
Washington and Lee University



McDaniel, Abbey
USA
Saint Lawrence University



McFadden, Bri Rose
USA
Brown University



Mintz, Zoe Pearl
USA
Indiana University




Nguyen, Adam
USA
University of Colorado Boulder




Ogata, Noah Esa
DK
Vanderbilt University




Pagliaro, Zoe Elizabeth
USA
Skidmore College



Schmidt, Zander Colberg
USA
Bates College



Seminer, Allie Maxine
USA
Hobart and William Smith Colleges



Wigglesworth, Nick Devereux
USA
Hobart and William Smith Colleges



Zhou, Angela
USA
Duke University

INSURANCE MATTERS WHILE TRAVELLING ON DIS STUDY TOURS

Students enrolled at DIS have comprehensive health -, accident -, property - and personal liability insurance coverage through a combination of the **Danish national health system** and **Europæiske ERV**, which is valid throughout the world.

For further information and details, including forms and information on how to file insurance claims, please refer to the insurance conditions at www.disabroad.org/insurance.

You can also email insurance@dis.dk to have any questions answered.

THEFT

Keep your personal belongings in a safe place and **never leave them unattended or in unlocked premises**. ALWAYS keep a copy of your passport, Danish residence permit and CPR card in a location separate from your originals (e.g. in the bottom of your suitcase).

Should you have your personal belongings stolen during your study tour, please make sure to follow the guidelines below:

1. **ALWAYS** file a police report with the local police, and consult with your tour leader. Without a police report, the insurance company will reject your claim.
 - a. *"However, if, for an exceptional reason, the police cannot be notified at the location of the theft or robbery, e.g. on account of immediately imminent departure, the notification must be made as soon as possible following the Insured's return home, and the original receipt for the notification must be sent to Europæiske ERV."*
2. If your wallet (incl. transportation pass, purchase card, credit card, phone) is stolen, cancel them as soon as possible (you can reference the DISAbroad website for further advice).
3. If your passport is stolen, you will need to go to the closest embassy or consulate with the copy of your passport to have an emergency passport issued.

MEDICAL EMERGENCIES

ALWAYS keep your Danish National Health Card (the CPR card) on you. If you need to see a doctor or go to the emergency room, consult with your study tour leader who will assist you. In a life-threatening emergency call 112, or the local emergency number, before your study tour leader.

Present the doctor/hospital with your CPR card as your personal ID. In some countries, you might be asked to pay up front, but remember to hold onto all medical receipts, prescriptions and doctor's statements, as this paperwork will be necessary to submit in order to get your expenses covered through the insurance.

DIS CODE OF STUDENT RESPONSIBILITY

Students and tour leaders are expected to uphold and follow the expectations of the DIS Code of Student Responsibility while on study tour. The full Code is available online in the “Student Resources” section for both Copenhagen and Stockholm. Students are reminded of the following Code sections, which are particularly relevant while on study tour:

- Students are expected to contribute to a positive community while on study tour.
- Obstruction of study tour activities *is prohibited*. Students are to comply with directions of DIS officials and partners acting in performance of their duties, including communication of guidelines, directives, timetables and instructions.
- Students are financially responsible for their own actions and any property damage, fines, etc. are the responsibility of the student to rectify.
- Students who choose to consume alcohol do so with the knowledge that they remain responsible for their actions at all times. Being under the influence of alcohol during or between study tour visits *is prohibited*. *Extreme or repeated intoxication at any time is prohibited*.
- Students may not purchase, possess, use, or distribute any drugs considered to be illicit, illegal, or a controlled substance in Denmark, Sweden, and any country they visit while enrolled with DIS (including study tour travel). Students may not use drugs legally prescribed to another person or inappropriately/illegally use otherwise legal drugs. Students are further cautioned that the possession of illegal drugs is often dealt with harshly by local law enforcement

DIS tour leaders are obligated to report any violation of the Code of Student Responsibility including inappropriate behavior or negative participation to both the DIS Study Tours Department as well as the Office of Academic Support.

Inappropriate behavior on any DIS study tour can also result in dismissal from DIS without refund of tuition or study tour costs.

DIS STUDY TOUR EMERGENCY PROCEDURES

First Priority: Protection of Life and Wellbeing

In case of an emergency your first priority is to ensure that you are in or evacuate to a safe area. Follow the directions of local authorities, where present, and note that often the safest decision is to remain where you are.

Second Priority: Call for Assistance

If you, or anyone with you is injured or in direct risk of being injured, call **112** or the local emergency number.

Then, call one of your tour leaders (contact numbers are found on the front page of this booklet).

In the unlikely event that you cannot reach your tour leaders, call the 24/7 DIS Emergency Phone:

Copenhagen: +45 30 67 10 00

Stockholm: +46 72 14 12 862

After reaching safety, calling for assistance, and reaching a DIS staff member, stay off the phone to conserve your battery and so that your line is open if someone needs to reach you.

Third Priority: Assist the injured and/or attempt to eliminate further hazard

If you are able to take steps to eliminate a hazard from spreading or be of aid to injured people **without putting your own safety at risk**, you should do so if it can prevent further injury or loss of life.

Fourth Priority: Inform your family/personal emergency contact

Only after the immediate risk is mitigated, inform your family/emergency contact person of your status and situation.

DIS will assist you in communicating with your home institution, and any other necessary parties.

DENMARK

