

# Polar Biology



**RIBE | FANØ**

**Core Course Week**  
DIS Copenhagen | Spring 2019



Name: \_\_\_\_\_

### **Study Tour and Core Course Week Objectives:**

- Gain an understanding of how the Wadden Sea is a unique habitat for a range of cold adapted and Arctic migrating species.
- Understand how past and present species have adapted to extreme environments and climate changes.
- Experience and observe the life, culture, and natural environment of Denmark
- Engage in your personal learning process outside the classroom by actively participating and challenging your current ideas and assumptions.
- Get to know your fellow students and professors in an educational and social setting outside DIS.

<b>Study Tour Leaders</b>	<p><b>Peter Gravlund</b>  <i>DIS Lecturer</i>  Tel. +45 6013 2398</p> <p><b>Noah Edelson</b>  <i>IT Support Assistant</i>  Tel. +45 30 10 92 81</p>	
<p><b>DIS Office</b></p> <p><b>DIS Emergency</b></p> <p><b>Emergency Response</b></p>	<p>+45 3311 0144 (8.30-16.30)</p> <p>+45 3067 1000 (24hrs)</p> <p>112</p> <p><i>It is often said that there is no such thing as bad weather – only bad clothing. I disagree: There is definitely such a thing as bad weather! Therefore, be sure you are prepared for the kind of weather and temperatures that can be expected in Denmark. Most of our activities take place outside, and it is your responsibility that you are equipped to stay warm and dry throughout the tour.</i></p> <p><i>If you officially disclosed an allergy and/or dietary restriction and/or have been granted reasonable accommodations on study tour based on a documented disability, this information has been shared with your tour leaders. However, it remains your responsibility to seek necessary medical care in advance of your study tour and manage your health while on tour.</i></p> <p><i>If you would like your leader to know more about your medical or disability history, it is up to you to disclose it to them. In addition, if you need reasonable assistance in managing a health condition while on tour (e.g. if you have seizures and want leaders to know how to act if one occurs on tour or have an epi pen you would like someone to locate for you should you have an allergic reaction, or similar), it is up to you to request such assistance directly from your fellow students/leaders. If you</i></p>	

*have questions or would like assistance in this process, please contact the Care Team at [care@dis.dk](mailto:care@dis.dk)*






## MONDAY, FEBRUARY 4

<b>6:00</b>		Meet tour leaders and group at Frue Plads <i>Please bring a bagged lunch.</i>	
		Depart by bus for Ribe	
<b>9:45</b>		Arrive at Vadehavscentret	
<b>10:00-15:00</b>		Group Visit: <b>Vadehavscentret Visit and Discussion</b> Okholmvej 5 Vester Vedsted 6760 Ribe  <i>Here we will discuss the global importance of the unique Wadden Sea habitat. We will study the effects of climate change on the migration and adaptation of the Wadden Sea's animal species.</i>	
		Group Activity: <b>Guided walk on the Wadden Sea Bed</b>  <i>During this tour of the sea mud flats, we will discuss various invasive species and oyster populations in relation to climate change.</i>	
<b>15:00</b>		Depart by bus to Ribe Camping	
<b>Approx. 15:25</b>		Arrive and Check in: <b>Ribe Camping</b> Farupvej 2 6760 Ribe +45 7541 0777	
<b>15:45</b>		Return to Ribe by bus	
<b>16:00-17:30</b>		Group Visit: <b>Cultural guided tour of Ribe with local,</b>	

		Flemming Lydixsen	
		Walk to group dinner	
17:30		Group Dinner: <b>Restaurant Sælhunden</b> Skibbroen 13 6760 Ribe Tlf.: +45 7542 0946	
		Rest of evening on own	

## TUESDAY, FEBRUARY 5




7:00		Breakfast	
7:50		Meet at announced location ready to check out and load luggage on the bus <i>Please wear weather-appropriate clothing (Raingear)</i>	
		Load bus and drive to visit in Gram	
8:30 - 12:30		Group Visit: <b>Gram Whale Museum Visit and Lecture</b> Lergravsvej 2 6510 Gram  <i>Here we will search for ancient fossils and attend a lecture to learn how ancient whales, sharks, and seals adapted to climatic changes through the centuries.</i>	
12:30		Depart for Fanø	
		Lunch on the go	
14:30	 	Group Activity: <b>Lecture by Marco Brodde</b>  Fanø Night and Stay Vangled 32 6720 Fanø	
16:30		Check in to your rooms	
17:00		Leave for Group Dinner	
		Group Dinner:	

17:30 – 19:30		<b>Sønderho Kro</b> Kropladsen 11 6720 Fanø Tel.: +45 7516 4009	
		Rest of the evening on own	
<b>WEDNESDAY, FEBRUARY 6</b>			
7:30		Breakfast at the hostel	
8:15		Meet ready to check out with keys and belongings	
9:00 – 11:00		Group Visit: <b>Hike of Wadden Sea habitat</b>  <i>We will hike on the Wadden seabed to look for wildlife, learn about the landscape and the overlap of species with the Arctic</i>	






11:00-12:00		<p>Coffee and Cake</p> <p>Location: Sønderho Forsamlingshus Gammel Byvej 8 6720 Fanø Denmark</p> <p><i>You will be given a lunch pack to take with you.</i></p>	
12:00 – 13:30		<p>Group Activity: <b>Fanø Kunstmuseum – Fanø Art Gallery</b></p> <p><i>Visit an art gallery heavily influenced by Fanø's local environment, hosting the art of many local artists.</i></p> <p><i>Our skilled nature guide Marco Brodde is also an artist and will do a guided tour of the museum. We will learn about changes in the Fanø landscape visible in both the physical geography of the island and the paintings of the island.</i></p>	
		Depart for Copenhagen	
18:00		<p>Approximate arrival in Copenhagen</p> <p><b><i>In order to constantly improve and enhance our Study Tours, please take a moment to fill out the Study Tour evaluation. You will be sent a link.</i></b></p>	

## THURSDAY, FEBRUARY 7

Ending at 12:00		Independent group work on presentations of study tour themes  F24 – 403 is booked from 8:00 for your use.	
12:00 – 13:00		Lunch on your own	
13:00 – 14:30		Group presentations on study tour themes  Room: F24 -403	

## FRIDAY, FEBRUARY 8

<b>10:00 – 11:00</b>		<p>Guest lecture on the Wadden Sea and bird migration by Kasper Thorup, The National History Museum of Denmark</p> <p>Room: F24 -403</p>	
<b>11:00 – 12:00</b>		<p>Guest lecture Ann-Katrine Garn, Copenhagen Zoo and Chair of the national committee on IUCN.</p> <p>“National Parks in Denmark, the visions and challenges in an Agricultural Landscape”</p> <p>Room: F24 - 403</p>	
<b>12:30 – 13:30</b>		Lunch at RizRaz	

## END OF CORE COURSE WEEK

## APPENDIX

### Fanø

Fanø is located right in the Wadden Sea National Park.

The National Park stretches from Blåvandshuk in the north to Tøndermarsken in the south. It is a unique natural area that includes the Wadden Sea, the islands of Fanø, Mandø and Romø, and the low land areas and dikes along the mainland coast.

The whole of Fanø is a part of the new national park, thus the only municipality in Denmark, where the entire area is a national park. Large parts of the German and Dutch Wadden Sea are National Parks. And now the Danish part is also one. Overall, it is one of Europe's largest national parks.

Salt Marshes belong to the most valuable types of nature in Denmark. The largest Salt Marsh on Fanø is "Grønningen", that covers the northern part of the island.

On the southern tip of the island is the Salt Marsh with the curious name "Hønen". Hønen literally means chicken. Why it got this name is now forgotten, but it is a very interesting area with a very special vegetation and birdlife.

The tide is a crucial element for Fanø and the Wadden Sea. The tide is, in brief, the regular rise and fall of the sea level. This occurs in a cycle of 12 ½ hours. The point in time where the water level is at its highest is called flood tide and at its lowest ebb tide. The height difference between the ebb tide and flood tide in the Wadden Sea is around two metres - the highest in Denmark.



### Ribe

Welcome to Ribe, the oldest town in Denmark! Ribe has been dated back to 854 and celebrated its 1300<sup>th</sup> anniversary in 2010. In its early years, Ribe flourished as a medieval trading hub connecting Scandinavia



with the European continent. One of the most popular destinations in Ribe, and one where we will spend time, is the magnificent Ribe Cathedral. The oldest portions of it started to be built in 1150 but it was built on top of an even older church named Ansgar's Church, built in 860. In 1580 a fire sprung out destroying the majority of the small city. And then in 1634, 6.1 meter high flood waters rushed into Ribe. Nowadays, the town of Ribe has been merged with Esbjerg, a larger city to its south. Ribe now is home to 8,000 residents, the private Ribe Cathedral School, and two small colleges.

## Wadden Sea



The Danish Wadden Sea was given the status of National Park in Denmark, 2010. The national park is the largest in Denmark and it is visited twice every year by nearly 12 million migratory birds. Furthermore, the national park has the largest population of harbor seals in Denmark. The best way to understand the importance of the unique nature of the Wadden Sea is to have a hands-on experience with the tidal area. Watch the constant motion of the tidal water, feel the wind, see the enormous swarms of migratory birds, the huge amounts of bottom-dwelling animals and of course the never-ending horizon and tidal activities. We will explore, with a guide, the low water and the dry mudflats at the old Ebb road to the island Mando, where we will find many different mussels, worms, shore crabs, shrimps and fish.

# Polar Biology

04-02-2019 - 06-02-2019

Total on tour: 25

Total students: 23


Total other: 2



Nielsen, Peter Gravlund



Edelson, Noah



Crocker, Sam James

USA

Wheaton College - Massachusetts



Curtis-Dyck, Annie Shea

USA

Bowdoin College



Dalton, Bronte Eileen

USA

Columbia University



Evans, Maddie Key

USA


Vassar College



Friedman, Jessi Elaine

USA

Bowdoin College



Grimes, Caleb Stone

USA


University of Michigan - LSA/CGIS



Johnson, Lila Mary

USA

Vanderbilt University



Larcom, Raven Miranda

USA

Saint Lawrence University



Liu, Nikki

CN

Smith College




Loney, Rachel Elizabeth

USA

Gettysburg College






Martensson, Niklas David  
USA  
University of Saint Thomas



Mincks, Graham Parker  
USA  
University of Wisconsin - Madison



Platzer, Elsie  
USA  
Columbia University



Portugal, Claudia Ines  
USA  
Williams College



Roye, Karina Elisabeth  
USA  
Middlebury College




Rush, Kate Jeanenne  
USA  
University of Maryland, College Park




Samoray, Liz Sandra  
USA  
Washington State University



Savitsky, Greta Lane  
USA  
Middlebury College




Stevenson, Kayla  
USA  
University of Puget Sound




Trent, Amanda Laura  
USA  
Bowdoin College



Wright, Norie Rose  
USA  
Franklin and Marshall College



Wright, Emma Catherine  
USA  
University of Vermont



Wynn, Samantha Rose  
USA  
University of Wisconsin - Madison

## INSURANCE MATTERS WHILE TRAVELLING ON DIS STUDY TOURS

Students enrolled at DIS have comprehensive health -, accident -, property - and personal liability insurance coverage through a combination of the **Danish national health system** and **Europæiske ERV**, which is valid throughout the world.

For further information and details, including forms and information on how to file insurance claims, please refer to the insurance conditions at [www.disabroad.org/insurance](http://www.disabroad.org/insurance).

You can also email [insurance@dis.dk](mailto:insurance@dis.dk) to have any questions answered.

### THEFT

Keep your personal belongings in a safe place and **never leave them unattended or in unlocked premises**. ALWAYS keep a copy of your passport, Danish residence permit and CPR card in a location separate from your originals (e.g. in the bottom of your suitcase).

Should you have your personal belongings stolen during your study tour, please make sure to follow the guidelines below:

1. **ALWAYS** file a police report with the local police, and consult with your tour leader. Without a police report, the insurance company will reject your claim.
  - a. *"However, if, for an exceptional reason, the police cannot be notified at the location of the theft or robbery, e.g. on account of immediately imminent departure, the notification must be made as soon as possible following the Insured's return home, and the original receipt for the notification must be sent to Europæiske ERV."*
2. If your wallet (incl. transportation pass, purchase card, credit card, phone) is stolen, cancel them as soon as possible (you can reference the DISAbroad website for further advice).
3. If your passport is stolen, you will need to go to the closest embassy or consulate with the copy of your passport to have an emergency passport issued.

### MEDICAL EMERGENCIES

**ALWAYS** keep your Danish National Health Card (the CPR card) on you. If you need to see a doctor or go to the emergency room, consult with your study tour leader who will assist you. In a life-threatening emergency call 112, or the local emergency number, before your study tour leader.

Present the doctor/hospital with your CPR card as your personal ID. In some countries, you might be asked to pay up front, but remember to hold onto all medical receipts, prescriptions and doctor's statements, as this paperwork will be necessary to submit in order to get your expenses covered through the insurance.



## DIS CODE OF STUDENT RESPONSIBILITY

Students and tour leaders are expected to uphold and follow the expectations of the DIS Code of Student Responsibility while on study tour. The full Code is available online in the “Student Resources” section for both Copenhagen and Stockholm. Students are reminded of the following Code sections, which are particularly relevant while on study tour:

- Students are expected to contribute to a positive community while on study tour.
- Obstruction of study tour activities *is prohibited*. Students are to comply with directions of DIS officials and partners acting in performance of their duties, including communication of guidelines, directives, timetables and instructions.
- Students are financially responsible for their own actions and any property damage, fines, etc. are the responsibility of the student to rectify.
- Students who choose to consume alcohol do so with the knowledge that they remain responsible for their actions at all times. Being under the influence of alcohol during or between study tour visits *is prohibited*. *Extreme or repeated intoxication at any time is prohibited*.
- Students may not purchase, possess, use, or distribute any drugs considered to be illicit, illegal, or a controlled substance in Denmark, Sweden, and any country they visit while enrolled with DIS (including study tour travel). Students may not use drugs legally prescribed to another person or inappropriately/illegally use otherwise legal drugs. Students are further cautioned that the possession of illegal drugs is often dealt with harshly by local law enforcement

*DIS tour leaders are obligated to report any violation of the Code of Student Responsibility including inappropriate behavior or negative participation to both the DIS Study Tours Department as well as the Office of Academic Support.*

*Inappropriate behavior on any DIS study tour can also result in dismissal from DIS without refund of tuition or study tour costs.*

# DIS STUDY TOUR EMERGENCY PROCEDURES

## **First Priority: Protection of Life and Wellbeing**

In case of an emergency your first priority is to ensure that you are in or evacuate to a safe area. Follow the directions of local authorities, where present, and note that often the safest decision is to remain where you are.

## **Second Priority: Call for Assistance**

If you, or anyone with you is injured or in direct risk of being injured, call **112** or the local emergency number.

**Then, call one of your tour leaders** (contact numbers are found on the front page of this booklet).

In the unlikely event that you cannot reach your tour leaders, call the 24/7 DIS Emergency Phone:

Copenhagen: +45 30 67 10 00

Stockholm: +46 72 14 12 862

*After reaching safety, calling for assistance, and reaching a DIS staff member, stay off the phone to conserve your battery and so that your line is open if someone needs to reach you.*

## **Third Priority: Assist the injured and/or attempt to eliminate further hazard**

If you are able to take steps to eliminate a hazard from spreading or be of aid to injured people **without putting your own safety at risk**, you should do so if it can prevent further injury or loss of life.

## **Fourth Priority: Inform your family/personal emergency contact**

Only after the immediate risk is mitigated, inform your family/emergency contact person of your status and situation.

DIS will assist you in communicating with your home institution, and any other necessary parties.

# DENMARK

